U3-3992SE-C Rev.1.2 (AB12983)

In series
The model is in series and available for the long term.







Specification

Sensor

Sensor type	CMOS Color
Shutter	Global Shutter
Sensor characteristic	Linear
Pixel Class	20 MP
Resolution	20.36 Mpix
Resolution (h x v)	4512 x 4512 Pixel
Aspect ratio	1:1
ADC	12 bit
Color depth (camera)	12 bit
Optical sensor class	1/1.1"
Optical Size	12.363 mm x 12.363 mm
Optical sensor diagonal	17.48 mm 1.1"
Pixel size	2.74 µm
CRA (Chief Ray Angle)	0 °
Manufacturer	Sony
Sensor Model	IMX541-AAQJ-C
Gain (master/RGB)	16x/16x
AOI horizontal	same frame rate
AOI vertical	increased frame rate
AOI image width / step width	256 / 2
AOI image height / step width	2 / 2
AOI position grid (horizontal/vertical)	2 / 2
Binning horizontal	-
Binning vertical	-
Binning method	Horizontal: addition / Vertical: addition
Binning factor	-
Decimation (subsampling) horizontal	increased frame rate
Decimation (subsampling) vertical	increased frame rate
Decimation (subsampling) method	M/C automatic

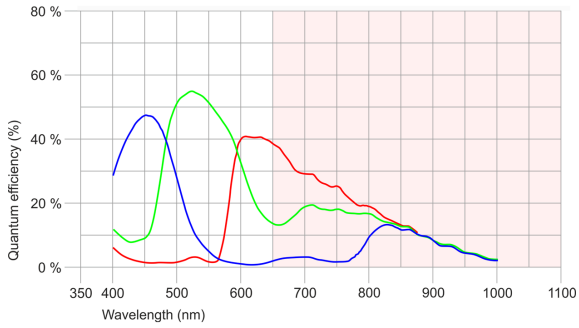

IDS Imaging Development Systems Inc.
800 W Cummings Park Ste 2950 · Woburn, MA 01801-7221 · Phone +1 (781) 787-0048 · E-Mail usasales@ids-imaging.com

Model

Frame rate freerun mode	19 fps
Frame rate trigger (continuous)	19 fps
Frame rate trigger (maximum)	20 fps
Exposure time (minimum - maximum)	0.013 ms - 2000 ms
Long exposure (maximum)	104573 ms
Power consumption	1.7 W - 4.3 W
Image memory	128 MB

HDR

Mode	Sequencer

Ambient conditions

For PCB versions, refer to the separate hints in the respective documentation.

Allowed device temperature during operation	0 °C - 55 °C / 32 °F - 131 °F
Allowed device temperature during storage	-20 °C - 60 °C / -4 °F - 140 °F
Humidity (relative, non-condensing)	20 % - 80 %

Connectors

Interface connector	USB Type-C
I/O connector	8-pin Hirose connector (HR25-7TR-8PA(73))
Power supply	USB cable

Pin assignment I/O connector

1	Ground (GND)
2	Flash output with optocoupler (-) - Line 1
3	General Purpose I/O (GPIO) 1, 3.3 V - Line 2
4	Trigger input with optocoupler (-) - Line 0
5	Flash output with optocoupler (+) - Line 1
6	General Purpose I/O (GPIO) 2, 3.3 V - Line 3
7	Trigger input with optocoupler (+) - Line 0
8	Output supply voltage, 5 V (100 mA)



Design

Lens Mount	No mount
IP code	-
Dimensions H/W/L	29.5 mm x 40.0 mm x 25.0 mm
Mass	19 g
Housing material	-

Features

List of on-camera image pre-processing features.
All features of the table are available via our IDS peak software for image pre-processing on the host computer (sensor model dependent).

Image Acquisition	Freerun	✓
	Software trigger	✓
	Hardware trigger	✓
	Trigger controlled exposure	✓
	Denoiser	✓
	Long exposure	✓
	Line scan	-

IDS Imaging Development Systems Inc.
800 W Cummings Park Ste 2950 · Woburn, MA 01801-7221 · Phone +1 (781) 787-0048 · E-Mail usasales@ids-imaging.com

Flashing	Flashing	✓
	PWM flashing	✓
Image Adjustments	Auto exposure	✓
	Auto gain	✓
	Auto whitebalance	✓
	Color correction	✓
	Gamma	✓
	LUT	✓
	Mirror/flip	X/Y
On-board Image Processing	Pixel formats	Mono8 BayerRG8 BayerRG10 BayerRG10p BayerRG12 BayerRG12p BGR8 RGB8 BGR10p32 RGB10p32
	Region of interest	✓
	Decimation (FPGA)	✓
	Decimation (Sensor)	2x2
	Binning (FPGA)	✓
	Binning (Sensor)	
Others	Chunks	✓
	Sequencer	✓
	Events	✓
	Firmware update	✓
	1st supported firmware version	2.20.17746

IDS Imaging Development Systems Inc.
800 W Cummings Park Ste 2950 · Woburn, MA 01801-7221 · Phone +1 (781) 787-0048 · E-Mail usasales@ids-imaging.com