GV-5892SE-C Rev.4.2 (AB12900)

In series
The model is in series and available for the long term.







Specification

Sensor

Sensor type	CMOS Color
Shutter	Rolling shutter
Sensor characteristic	Linear
Pixel Class	12 MP
Resolution	12.00 Mpix
Resolution (h x v)	4000 x 3000 Pixel
Aspect ratio	4:3
ADC	12 bit
Color depth (camera)	12 bit
Optical sensor class	1/1.7"
Optical Size	7.400 mm x 5.550 mm
Optical sensor diagonal	9.25 mm 1/1.7"
Pixel size	1.85 µm
CRA (Chief Ray Angle)	0 °
Manufacturer	Sony
Sensor Model	IMX226CQJ-C
Gain (master/RGB)	16x/16x
AOI horizontal	same frame rate
AOI vertical	same frame rate
AOI image width / step width	256 / 2
AOI image height / step width	2 / 2
AOI position grid (horizontal/vertical)	2 / 2
Binning horizontal	increased frame rate
Binning vertical	increased frame rate
Binning method	Horizontal: mean / Vertical: mean
Binning factor	2x2
Decimation (subsampling) horizontal	-
Decimation (subsampling) vertical	-
Decimation (subsampling) method	M/C automatic

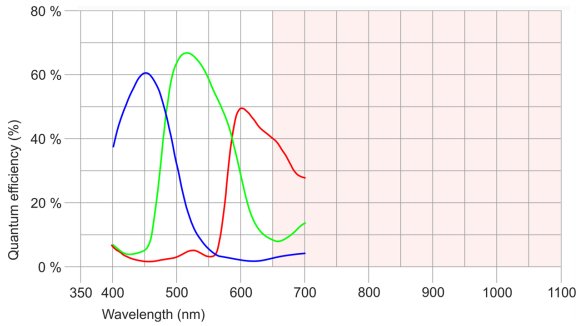

IDS Imaging Development Systems Inc.
800 W Cummings Park Ste 2950 · Woburn, MA 01801-7221 · Phone +1 (781) 787-0048 · E-Mail usasales@ids-imaging.com

Model

Frame rate freerun mode	10 fps
Frame rate trigger (continuous)	5.3 fps
Frame rate trigger (maximum)	5.3 fps
Exposure time (minimum - maximum)	0.13 ms - 2000 ms
Long exposure (maximum)	30000 ms
Power consumption (Power over Ethernet)	3.5 W
Power consumption (external power supply)	3 W
Image memory	128 MB

Ambient conditions

For PCB versions, refer to the separate hints in the respective documentation.

Allowed device temperature during operation	0 °C - 55 °C / 32 °F - 131 °F
Allowed device temperature during storage	-20 °C - 60 °C / -4 °F - 140 °F
Humidity (relative, non-condensing)	20 % - 80 %

Connectors

Interface connector	GigE RJ45
I/O connector	8-pin Hirose connector (HR25-7TR-8PA(73))
Power supply	12 V - 24 V or PoE

Pin assignment I/O connector

1	Ground (GND)
2	Flash output with optocoupler (-) - Line 1
3	General Purpose I/O (GPIO) 1 - Line 2
4	Trigger input with optocoupler (-) - Line 0
5	Flash output with optocoupler (+) - Line 1
6	General Purpose I/O (GPIO) 2 - Line 3
7	Trigger input with optocoupler (+) - Line 0
8	Input power supply (VCC) 12-24 V DC



Design

Lens Mount	No mount
IP code	-
Dimensions H/W/L	31.5 mm x 40.0 mm x 30.0 mm
Mass	35 g
Housing material	-

Features

List of on-camera image pre-processing features.
All features of the table are available via our IDS peak software for image pre-processing on the host computer (sensor model dependent).

Image Acquisition	Freerun	✓
	Software trigger	✓
	Hardware trigger	✓
	Trigger controlled exposure	-
	Denoiser	✓
	Long exposure	✓
	Line scan	-
	Global start	-

IDS Imaging Development Systems Inc.
800 W Cummings Park Ste 2950 · Woburn, MA 01801-7221 · Phone +1 (781) 787-0048 · E-Mail usasales@ids-imaging.com

Flashing	Flashing	✓
	PWM flashing	✓
Image Adjustments	Auto exposure	✓
	Auto gain	✓
	Auto whitebalance	✓
	Color correction	✓
	Gamma	✓
	LUT	✓
	Mirror/flip	Y
On-board Image Processing	Pixel formats	Mono8 BayerRG8 BayerRG10 BayerRG10p BayerRG12 BayerRG12p BGR8 RGB8 BGR10p32 RGB10p32
	Region of interest	✓
	Decimation (FPGA)	✓
	Decimation (Sensor)	
	Binning (FPGA)	✓
	Binning (Sensor)	2x2 Increases frame rate.
Others	IP settings	✓
	Bandwidth management	✓
	Chunks	✓
	Sequencer	-
	PTP	✓
	Firmware update	✓
	1st supported firmware version	2.10

IDS Imaging Development Systems Inc.
800 W Cummings Park Ste 2950 · Woburn, MA 01801-7221 · Phone +1 (781) 787-0048 · E-Mail usasales@ids-imaging.com