U3-3041LE-M-GL Rev.1.2 (AB03439)

In series
The model is in series and available for the long term.





Specification

Sensor

Sensor type	CMOS Mono
Shutter	Global Shutter
Sensor characteristic	Linear
Pixel Class	1.6 MP
Resolution	1.58 Mpix
Resolution (h x v)	1456 x 1088 Pixel
Aspect ratio	4:3
ADC	12 bit
Color depth (camera)	12 bit
Optical sensor class	1/2.9"
Optical Size	4.996 mm x 3.747 mm
Optical sensor diagonal	6.25 mm 1/2.9"
Pixel size	3.45 µm
CRA (Chief Ray Angle)	0 °
Manufacturer	Sony
Sensor Model	IMX273LLR-C
Gain (master/RGB)	25.4x/-
AOI horizontal	same frame rate
AOI vertical	increased frame rate
AOI image width / step width	256 / 2
AOI image height / step width	1 / 1
AOI position grid (horizontal/vertical)	2 / 1
Binning horizontal	increased frame rate
Binning vertical	increased frame rate
Binning method	Horizontal: addition / Vertical: addition
Binning factor	2x2
Decimation (subsampling) horizontal	increased frame rate
Decimation (subsampling) vertical	increased frame rate
Decimation (subsampling) method	M/C automatic

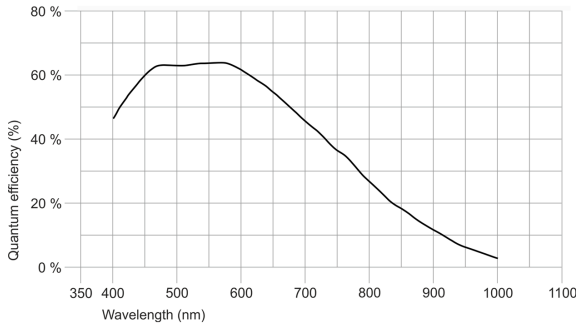

IDS Imaging Development Systems Inc.
800 W Cummings Park Ste 2950 · Woburn, MA 01801-7221 · Phone +1 (781) 787-0048 · E-Mail usasales@ids-imaging.com

Model

Frame rate freerun mode	235 fps
Frame rate trigger (continuous)	244 fps
Frame rate trigger (maximum)	244 fps
Exposure time (minimum - maximum)	0.022 ms - 2000 ms
Long exposure (maximum)	30606 ms
Power consumption	0.8 W - 1.8 W
Image memory	-

Ambient conditions

For PCB versions, refer to the separate hints in the respective documentation.

Allowed device temperature during operation	0 °C - 55 °C / 32 °F - 131 °F
Allowed device temperature during storage	-20 °C - 80 °C / -4 °F - 176 °F
Humidity (relative, non-condensing)	20 % - 80 %

Connectors

Interface connector	USB Type-C
I/O connector	10-pin Wuerth connector (WR-WTB 1.00 mm)
Power supply	USB cable

Pin assignment I/O connector

1	Voltage output 5 V, max. 400 mA
2	Ground (GND)
3	General Purpose I/O (GPIO) 2, 3.3 V - Line 3
4	General Purpose I/O (GPIO) 1, 3.3 V - Line 2
5	I2C clock signal - requires USB3 Vision Firmware 3.2 or higher
6	I2C data signal - requires USB3 Vision Firmware 3.2 or higher
7	Trigger input without optocoupler 3.3 V - Line 0
8	Flash output without optocoupler 3.3 V - Line 1
9	Ground (GND)
10	Voltage output 3.3 V

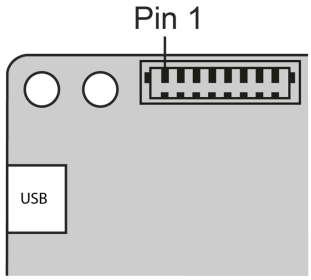

Design

Lens Mount	S-Mount
IP code	-
Dimensions H/W/L	36.0 mm x 36.0 mm x 19.9 mm
Mass	16 g
Housing material	-

Features

List of on-camera image pre-processing features.
All features of the table are available via our IDS peak software for image pre-processing on the host computer (sensor model dependent).

Image Acquisition	Freerun	✓
	Software trigger	✓
	Hardware trigger	✓
	Trigger controlled exposure	-
	Denoiser	✓
	Long exposure	✓
	Line scan	-

IDS Imaging Development Systems Inc.
800 W Cummings Park Ste 2950 · Woburn, MA 01801-7221 · Phone +1 (781) 787-0048 · E-Mail usasales@ids-imaging.com

Flashing	Flashing	✓
	PWM flashing	-
Image Adjustments	Auto exposure	-
	Auto gain	-
	Auto whitebalance	-
	Color correction	-
	Gamma	-
	LUT	-
	Mirror/flip	X/Y
On-board Image Processing	Pixel formats	Mono8 Mono10 Mono10p Mono12 Mono12p
	Region of interest	✓
	Decimation (FPGA)	✓
	Decimation (Sensor)	2x2
	Binning (FPGA)	-
	Binning (Sensor)	2x2 Increases frame rate.
Others	Chunks	-
	Sequencer	-
	Events	-
	Firmware update	✓
	1st supported firmware version	2.20

IDS Imaging Development Systems Inc.
800 W Cummings Park Ste 2950 · Woburn, MA 01801-7221 · Phone +1 (781) 787-0048 · E-Mail usasales@ids-imaging.com