U3-38C2XLS-C Rev.1.2 (1010297)

Discontinued
The model has been discontinued.





Specification

Sensor

Sensor type	CMOS Color
Shutter	Rolling shutter
Sensor characteristic	Linear
Pixel Class	2 MP
Resolution	2.12 Mpix
Resolution (h x v)	1936 x 1096 Pixel
Aspect ratio	16:9
ADC	12 bit
Color depth (camera)	12 bit
Optical sensor class	1/2.8"
Optical Size	5.614 mm x 3.178 mm
Optical sensor diagonal	6.45 mm 1/2.8"
Pixel size	2.9 µm
CRA (Chief Ray Angle)	0 °
Manufacturer	Sony
Sensor Model	IMX662-AAQR1-C
Gain (master/RGB)	31.6x/-
AOI horizontal	same frame rate
AOI vertical	increased frame rate
AOI image width / step width	528 / 48
AOI image height / step width	720 / 4
AOI position grid (horizontal/vertical)	2 / 4
Binning horizontal	increased frame rate
Binning vertical	increased frame rate
Binning method	Horizontal: mean / Vertical: mean
Binning factor	2x2
Decimation (subsampling) horizontal	-
Decimation (subsampling) vertical	-
Decimation (subsampling) method	-

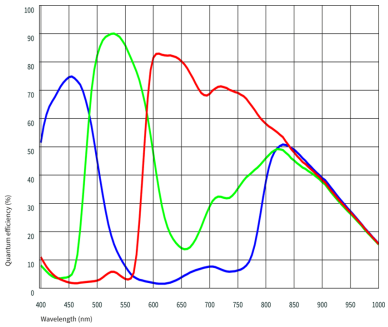

IDS Imaging Development Systems Inc.
800 W Cummings Park Ste 2950 · Woburn, MA 01801-7221 · Phone +1 (781) 787-0048 · E-Mail usasales@ids-imaging.com

Model

Frame rate freerun mode	89 fps @ 10Bit
Frame rate trigger (continuous)	89 fps @ 10Bit
Frame rate trigger (maximum)	89 fps @ 10Bit
Exposure time (minimum - maximum)	0.0089 ms - 1999 ms
Long exposure (maximum)	120036 ms
Power consumption	0.5 W - 0.9 W
Image memory	-

HDR

Mode	ClearHDR

Ambient conditions

For PCB versions, refer to the separate hints in the respective documentation.

Allowed device temperature during operation	0 °C - 75 °C / 32 °F - 167 °F
Allowed device temperature during storage	-20 °C - 80 °C / -4 °F - 176 °F
Humidity (relative, non-condensing)	20 % - 80 %

Connectors

Interface connector	USB 3.0 micro-B
I/O connector	8-pin Wuerth connector
Power supply	USB cable

Pin assignment I/O connector

1	Voltage output 3.3 V
2	Ground (GND)
3	Flash output without optocoupler - Line 1
4	Trigger input without optocoupler - Line 0
5	General Purpose I/O (GPIO) 1 - Line 2
6	General Purpose I/O (GPIO) 2 - Line 3
7	Ground (GND)
8	USB Power: 5 V, max. 400 mA

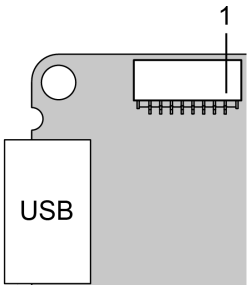

Design

Lens Mount	No mount
IP code	-
Dimensions H/W/L	29.0 mm x 29.0 mm x 6.2 mm
Mass	3 g
Housing material	-

Features

List of on-camera image pre-processing features.
All features of the table are available via our IDS peak software for image pre-processing on the host computer (sensor model dependent).

IDS Imaging Development Systems Inc.
800 W Cummings Park Ste 2950 · Woburn, MA 01801-7221 · Phone +1 (781) 787-0048 · E-Mail usasales@ids-imaging.com

U3-38C2XLS-C Rev.1.2 (1010297)

Image Acquisition	Freerun	✓
	Software trigger	✓
	Hardware trigger	✓
	Trigger controlled exposure	-
	Denoiser	-
	Long exposure	✓
	Line scan	-
	Global start	-
Flashing	Flashing	-
	PWM flashing	-
Image Adjustments	Auto exposure	-
	Auto gain	-
	Auto whitebalance	-
	Color correction	-
	Gamma	-
	LUT	-
	Mirror/flip	X/Y
On-board Image Processing	Pixel formats	BayerRG10g40IDS BayerRG12g24IDS
	Region of interest	✓
	Decimation (FPGA)	-
	Decimation (Sensor)	
	Binning (FPGA)	-
	Binning (Sensor)	2x2 Increases frame rate.
Others	Chunks	-
	Sequencer	-
	Events	-
	Firmware update	✓
	1st supported firmware version	3.x

IDS Imaging Development Systems Inc.
800 W Cummings Park Ste 2950 · Woburn, MA 01801-7221 · Phone +1 (781) 787-0048 · E-Mail usasales@ids-imaging.com