U3-3684XLE-C-HQ Rev.1.2 (1008781)

In series
The model is in series and available for the long term.







Specification

Sensor

Sensor type	CMOS Color
Shutter	Rolling shutter / Global Start Shutter
Sensor characteristic	Linear
Pixel Class	5 MP
Resolution	5.04 Mpix
Resolution (h x v)	2592 x 1944 Pixel
Aspect ratio	4:3
ADC	12 bit
Color depth (camera)	12 bit
Optical sensor class	1/2.5"
Optical Size	5.702 mm x 4.277 mm
Optical sensor diagonal	7.13 mm 1/2.5"
Pixel size	2.2 µm
CRA (Chief Ray Angle)	9 °
Manufacturer	Onsemi
Sensor Model	AR0521SR2C09SURA0
Gain (master/RGB)	15x/8x
AOI horizontal	same frame rate
AOI vertical	increased frame rate
AOI image width / step width	48 / 12
AOI image height / step width	4 / 2
AOI position grid (horizontal/vertical)	4 / 2
Binning horizontal	increased frame rate
Binning vertical	increased frame rate
Binning method	Horizontal: addition / Vertical: addition
Binning factor	2x2
Decimation (subsampling) horizontal	increased frame rate
Decimation (subsampling) vertical	increased frame rate
Decimation (subsampling) method	M/C automatic

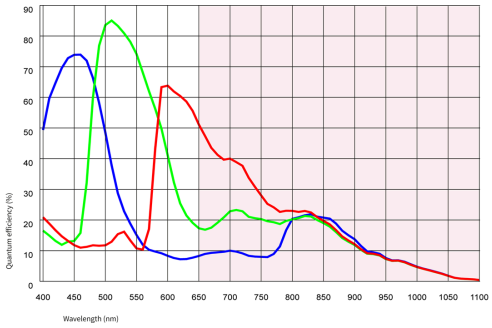

IDS Imaging Development Systems Inc.
800 W Cummings Park Ste 2950 · Woburn, MA 01801-7221 · Phone +1 (781) 787-0048 · E-Mail usasales@ids-imaging.com

Model

Frame rate freerun mode	49 fps
Frame rate trigger (continuous)	46 fps
Frame rate trigger (maximum)	46 fps
Exposure time (minimum - maximum)	0.016 ms - 658 ms
Power consumption	0.6 W - 1.2 W
Image memory	-

Ambient conditions

For PCB versions, refer to the separate hints in the respective documentation.

Allowed device temperature during operation	0 °C - 85 °C / 32 °F - 185 °F
Allowed device temperature during storage	-20 °C - 80 °C / -4 °F - 176 °F
Humidity (relative, non-condensing)	20 % - 80 %

Connectors

Interface connector	USB Type-C
I/O connector	8-pin Wuerth connector
Power supply	USB cable

Pin assignment I/O connector

1	Voltage output 3.3 V
2	Ground (GND)
3	Flash output without optocoupler - Line 1
4	Trigger input without optocoupler - Line 0
5	General Purpose I/O (GPIO) 1 - Line 2
6	General Purpose I/O (GPIO) 2 - Line 3
7	Ground (GND)
8	USB Power: 5 V, max. 400 mA

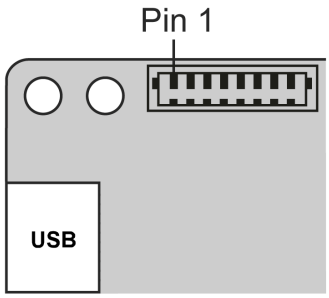

Design

Lens Mount	CS- / C-Mount
IP code	-
Dimensions H/W/L	36.0 mm x 36.0 mm x 20.0 mm
Mass	16 g
Housing material	-

Features

List of on-camera image pre-processing features.
All features of the table are available via our IDS peak software for image pre-processing on the host computer (sensor model dependent).

Image Acquisition	Freerun	✓
	Software trigger	✓
	Hardware trigger	✓
	Trigger controlled exposure	-
	Denoiser	-
	Long exposure	-
	Line scan	-
	Global start	✓
Flashing	Flashing	✓
	PWM flashing	-

IDS Imaging Development Systems Inc.
800 W Cummings Park Ste 2950 · Woburn, MA 01801-7221 · Phone +1 (781) 787-0048 · E-Mail usasales@ids-imaging.com

Image Adjustments	Auto exposure	-
	Auto gain	-
	Auto whitebalance	-
	Color correction	-
	Gamma	-
	LUT	-
	Mirror/flip	X/Y
On-board Image Processing	Pixel formats	BayerGR8 BayerGR10g40IDS BayerGR12g24IDS
	Region of interest	✓
	Decimation (FPGA)	-
	Decimation (Sensor)	
	Binning (FPGA)	-
	Binning (Sensor)	2x2 Increases frame rate.
Others	Chunks	-
	Sequencer	-
	Events	-
	Firmware update	✓
	1st supported firmware version	3.1

IDS Imaging Development Systems Inc.
800 W Cummings Park Ste 2950 · Woburn, MA 01801-7221 · Phone +1 (781) 787-0048 · E-Mail usasales@ids-imaging.com